



## How to download and access Cubigo on iOS

**1** GO to the App Store via your Homescreen




**2** LOOK for Cubigo Community



**3** DOWNLOAD the app on your personal device (smartphone or tablet)

**4** OPEN the Cubigo app



**Welcome!**  
**Please log in**

Enter your email address and password to access your community

Email

Password

Log In

[Forgot your password?](#)

Copyright 2019 @ Cubigo [EULA](#)

**5** ENTER your email address and password to access your community and login

**6**

Click on **Allow** to receive notifications

**"Cubigo" Would Like to Send You Notifications**

Notifications may include alerts, sounds and icon badges. These can be configured in Settings.

Don't Allow

Allow

**7**

Get started!

*Downloading the Cubigo app on your Smartphone will allow you to log into Cubigo from any device. This will also give you more control over notifications, and allow you stay connected even when you're on the move.*