

How to download and access Cubigo on Android


1 GO to the Play Store via your Homescreen




2 LOOK for Cubigo Community



3 DOWNLOAD the app on your personal device (smartphone or tablet)

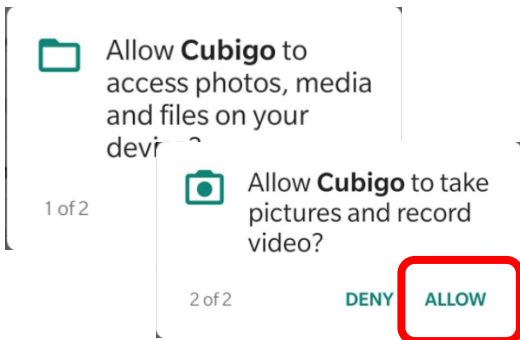


4 OPEN the Cubigo app

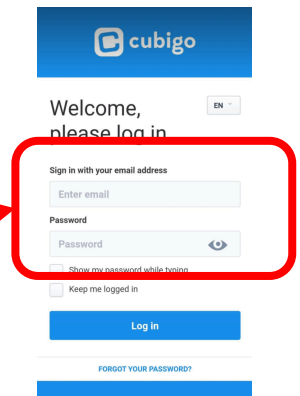


5

Click on **Allow** to give access to your media and camera



6 ENTER your email address and password to access your community and login



7 Get started! Allow notifications when asked, so you are informed of any updates

Downloading the Cubigo app on your Smartphone will allow you to log into Cubigo from any device. This will also give you more control over notifications, and allow you stay connected even when you're on the move.